

# Virtual Data Visualisation and Dashboards

Data Visualisation Strategies to take Data Insights to the Next Level

Online → Wednesday, 20 October 2021 | 9:00am NZDT

[CLICK HERE TO REGISTER](#) 

## Agenda Overview

All levels of government collect an increasing amount of data every day, with this data becoming a critical asset for insight-led decision making. However, these large, diverse data sets can be difficult to organise, manage and extract actionable insights from.

Naturally the human brain is pre-programmed to respond faster to visual cues, and with the rise of big data in recent years, the important use of data visualisation as a tool to overcome this challenge has grown at a compounding rate.

By taking advantage of data visualisation, New Zealand government agencies stand to reap many transformative benefits including efficiency gains, greater decision making insight, increased security and improved opportunity for innovation.

To help you on this journey we've created the Public Sector Network's **Data Visualisation & Dashboards virtual event**, which brings together a broad group of public sector data experts to help you understand the opportunities of data visualisation and ensure you're able to extract tangible insights from your data sets.

## Who Attends?

### Chiefs/Directors/Heads/Managers of:

Data & Analytics | Digital Capability | Data Science | IT  
Information Management | Business Systems | Integration

## Speakers



### Mathieu Laporte

Assistant Director, Communication and Dissemination Branch

Statistics Canada



### Tiago Hübner

Senior Data Visualization Specialist,

Inland Revenue Department



### Ana-Maria Mocanu

Lead Data Scientist - Data Science and Products,

Ministry of Social Development



### Tony Aitken

Group Manager Corporate Analytics & Business Technology,

Auckland Transport



### Gemma Greentree

Data and Analytics Services Team Leader (Kaiwhakahaere Tātari) Information Management Division,

Ministry of Foreign Affairs & Trade





### Russell Barbour, BMath, CA, CPA


Director, Lighthouse

KPMG

## Reasons to Attend

Must attend event for public sector data professionals looking to take their data insights to the next level 

Learn how to glean the most from your big data sets by harnessing the right visualisation tools and using storytelling to encourage informed decision making 

Explore best practice, top tips and lessons learned from fellow public sector data experts 



# Virtual Data Visualisation and Dashboards

Data Visualisation Strategies to take Data Insights to the Next Level

Online → Wednesday, 20 October 2021 | 9:00am NZDT

## Agenda

09:00am	PSN Welcome
09:10am	Chair Opening: <b>Russell Barbour, BMath, CA, CPA, Director, Lighthouse, KMPG</b>
09:20am	Government Case Study: <b>Understanding the Opportunities of Big Data and Data Visualisation</b> <ul style="list-style-type: none"> <li>How to make data more digestible and condense insights into optimal results</li> <li>Gleaning valuable information from new data sets through dashboards to enhance existing processes</li> </ul> <b>Mathieu Laporte, Assistant Director, Communication and Dissemination Branch, Statistics Canada</b>
09:40am	Government Case Study: <b>Driving cohesion and consistency through the use of Data Visualisation and Dashboard Style Guides</b> <ul style="list-style-type: none"> <li>Building a style guide with elements that make it effective</li> <li>Why does your organisation need a data visualisation style guide?</li> </ul> <b>Tiago Hübner, Senior Data Visualization Specialist, Inland Revenue Department</b>
10:00am	Government Case Study: <b>Leveraging data visualisations for transparent public use</b> <ul style="list-style-type: none"> <li>Creating a design language and practices to ensure fit for purpose data visualisation</li> <li>Standardising data sets to make data attainable for automation</li> <li>Engaging the community in decision making through open and transparent data visualisation</li> </ul> <b>Ana-Maria Mocanu, Lead Data Scientist - Data Science and Products, Ministry of Social Development</b>

10:20am	Break
10:25am	Panel Session <b>Integrating Data Dashboards: Balancing People, Processes and Security</b> <ul style="list-style-type: none"> <li>Building the right culture and teams to drive ethical data innovation</li> <li>Exploring the opportunities of big data and data visualisation to foster public awareness and trust</li> <li>Top tips, best practice and lessons learned from data transformation journeys</li> </ul> <b>Tony Aitken, Group Manager Corporate Analytics &amp; Business Technology, Auckland Transport</b> <b>Gemma Greentree, Data and Analytics Services Team Leader (Kaiwhakahaere Tātari) Information Management Division, Ministry of Foreign Affairs &amp; Trade</b>
11:00am	Close

Partner →

